

- **RRF21/31** have a sturdy D-handle in light metal alloy for a high power-to-weight ratio and steady grip. The compact, vibration-controlled design offers good accessibility and ease of use.
- **RRD37/57** are light, quiet and have a long service life. They have light alloy tool casings, low vibration and noise levels, vibration damping in both hand grips, and piped away exhaust.



Model	Blows Hz	Piston dia		Stroke		Energy per blow		Weight		Bushing		Air consumption		Hose size		Air inlet	Ordering No.
		mm	in	mm	in	J	ft lb	kg	lb	mm	in	l/s	cfm	mm	in	BSP	
RRF21-01	57	18	0.7	33	1.3	2.0	1.5	1.75	3.3	12.7 ^c	0.50	6.5	13.8	10.0	3/8	3/8	8425 1104 05
RRF31-01	38	22	0.9	43	1.7	4.4	3.2	2.5	5.3	12.7 ^c	0.50	7.5	15.9	10.0	3/8	3/8	8425 1104 15
RRF31-02	38	22	0.9	43	1.7	4.4	3.2	2.5	5.3	12.7 ^c	0.50	7.5	15.9	10.0	3/8	3/8	8425 1104 16
RRD37-11	35	27/19 ^a	1.1/0.8	70	2.8	6.8	5.0	3.0	6.6	17.3 ^d	0.68	7.2	15.3	12.5	1/2	special ^e	8425 1101 22
RRD57-11	31	28/18 ^b	1.1/0.8	92	3.6	9.3	6.9	3.4	7.5	17.3 ^d	0.68	9.5	20.1	12.5	1/2	special ^e	8425 1103 20
RRD57-12	31	28/18 ^b	1.1/0.8	92	3.6	9.3	6.9	3.4	7.5	17.3 ^d	0.68	9.5	20.1	12.5	1/2	special ^e	8425 1103 38

^a Effective piston dia 19 mm, 0.75 in.

^b Effective piston dia 21.5 mm, 0.85 in.

^c ISO.

^d Spline.

^e Integrated hose barb.

-01 and -11: Guided models.

-02 and -12: Non guided models.

Chipping Hammers

- **Dependable** – Their robust construction makes them highly dependable.
- **Efficient** – RRC65 and RRC75 have a blow rate which makes them particularly suitable for roughening.
- **Chisel retainer** – for safer jobs – RRC22-RRC75 are delivered with a chisel retainer as standard. For the same reason choose a tool that can be guided via the machine itself and not by holding the chisel.

Atlas Copco chipping hammers of series RRC are delivered with a standard, guided ISO hexagon nozzle (-01) or a round, non guided shank nozzle (-02).

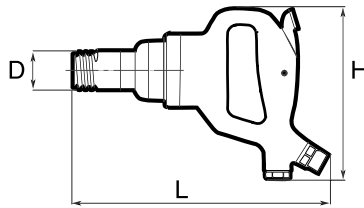


Model	Blows Hz	Piston dia		Stroke		Energy per blow		Weight		Bushing		Air consumption		Hose size		Air inlet	Ordering No.
		mm	in	mm	in	J	ft lb	kg	lb	mm	in	l/s	cfm	mm	in	BSP	
RRC22F-01	62	15	0.6	52	2.0	2.7	2.0	2.2	4.9	12.7 ^a	0.50	6.2	13.1	10	3/8	3/8	8425 0202 22
RRC22F-02	62	15	0.6	52	2.0	2.7	2.0	2.2	4.9	12.7 ^a	0.50	6.2	13.1	10	3/8	3/8	8425 0202 30
RRC34B-01	45	24	0.9	67	2.6	5.5	4.1	4.5	9.9	17.3 ^a	0.68	8.0	14.0	12.5	1/2	special ^b	8425 0212 53
RRC65B-01	40	29	1.1	50	2.0	10.0	7.3	5.9	13.0	17.3 ^a	0.68	10.8	22.9	12.5	1/2	special ^b	8425 0225 33
RRC75B-01	30	29	1.1	75	3.0	16.0	11.8	6.5	14.3	17.3 ^a	0.68	14.0	29.6	12.5	1/2	special ^b	8425 0225 58

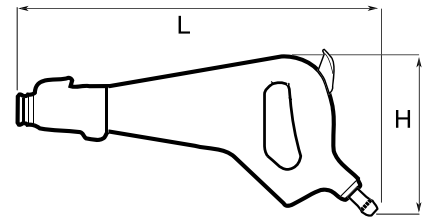
^a ISO. ^b Integrated hose barb.

Dimensions

Model	L mm	H mm	D mm
RRF21	245	160	33
RRF31	265	170	36
RRD37	418	175	—
RRD57	458	190	—

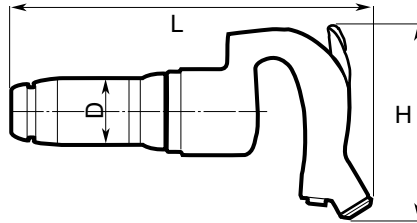


RRF21/31



RRD37/57

Model	L mm	H mm	D mm
RRC22	260	155	34
RRC34	330	160	43
RRC65	335	170	54
RRC75	390	170	54



RRC

Accessories Included

RRF MODELS

Chisel retainer and a hose fitting

RRD MODELS

Flat chisel
Silencer complete
Hand grip
Key

RRC MODELS

Chisel retainer and hose fitting

Optional Accessories

Model	Ordering No.
Power regulator	
RRF21 and -31	3512 0273 80
Retainer, open type	
RRF21	3512 0290 90
RRF31	3512 0305 90
Protective handle kit	
RRF21	3512 0349 81
RRF31	3512 0349 82

CHISELS

For a wide choice of chisels, see separate page.

Productivity Kits

Model	Max air flow	Hose, 5 m	Coupling	Lubrication	Ordering No.
For percussive tools with 3/8" BSP air inlet incl. whip hose					
MIDI Optimizer F/RD EQ10-R13-W	23 l/s	Rubair 13 mm	ErgoQIC 10	Yes	8202 0850 14
For percussive tools incl whip hose, no tool nipple included					
MIDI Optimizer F/RD EQ10-R13-W	23 l/s	Rubair 13 mm	ErgoQIC 10	Yes	8202 0850 15

RVM07B is the obvious choice for task such as weld dressing light concrete trimming and for removal of paint and rust.

- **Vibration-damped with low-noise level.**
- **Two-job capacity** – RVM07B features a clean-blowing device which is very useful in order to keep the work piece clean from slagg and other particles from the process.

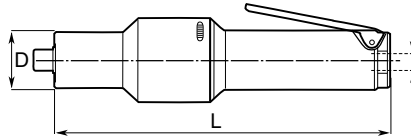


RVM07B

Model	Blows Hz	Length mm	Weight incl. standard chisel		Air consumption		Hose size		Air inlet BSP	Ordering No.
			kg	lb	l/s	cfm	mm	in		
RVM07B	100	273	1.7	3.8	3.8	8.1	6.3	1/4	1/4	8425 0105 25

Dimensions

Model	L mm	D mm
RVM07B	273	38



Choose between two different models for heavy slag chipping and for instant trimming of concrete.

- **High removal rate** – RRC13 is very effective and has a high removal rate in relation to its low weight.
- **Well proven** percussive mechanism and retainer.
- **Two-job capacity** – RRC13B with extra clean-blowing device.
- **Improved back head** – Throttle valve and lever with really Heavy Duty performance for long service life. Clean blowing system with twice the previous blow



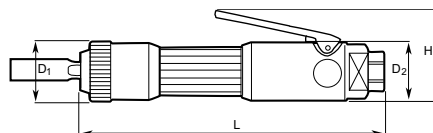
RRC13B

capacity. Big blow button for easy operation and sturdy valve stem to resist rough handling.

Model	Blows Hz	Piston dia		Stroke		Energy per blow		Length mm	Weight		Air consumption		Hose size		Air inlet BSP	Ordering No.
		mm	in	mm	in	J	ft lb		kg	lb	l/s	cfm	mm	in		
RRC13	73	15	0.6	35	1.4	1.4	1.0	221	1.4	3.1	4.0	8.0	10	3/8	3/8	8425 0101 30
RRC13B	73	15	0.6	35	1.4	1.4	1.0	231	1.6	3.5	4.0	8.0	10	3/8	3/8	8425 0101 33

Dimensions

Model	L mm	H mm	D ₁ mm	D ₂ mm
RRC13	221	65	45	41.5
RRC13B	231	65	45	41.5



Needle Scaler

The effective needle scaler, RRC13N, is based on the same fundamental design as the straight chipping hammers of type RRC13.

- **Sturdy design** – Easy to maintain.
- **Versatile** – The needle scaler is used to remove welding slag, rust and paint from steel structures.

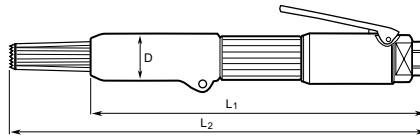


RRC13N

Model	Blows Hz	Piston dia		Stroke		Energy per blow		Length mm	Weight		Air consumption		Hose size		Air inlet BSP	Ordering No.
		mm	in	mm	in	J	ft lb		kg	lb	l/s	cfm	mm	in		
RRC13N	73	15	0.6	35	1.4	1.4	1.0	352	1.9	4.2	4.0	8.0	10	3/8	3/8	8425 0101 36

Dimensions

Model	L ₁ mm	L ₂ mm	D mm
RRC13N	282	352	38



Accessories Included

FOR RRC13

Hose fitting
Scaling chisel

FOR RMV07B

Hose fitting
Flat carbide tipped chisel 10x120 mm

Optional Accessories

FOR RRC13, 13B

RRC13 / RRC13B	Ordering No.
Hand guard	3510 0246 90
Silencer	3510 0366 80

Chisels for RRC13 and -13B:
Square shank 13.0 mm

FOR RRC13N

NEEDLE-SET OF 19 NEEDLES, LENGTH 100 MM

Material	Ordering No.
Steel, standard	3510 0221 90
Steel flat ends	3510 0227 90
Stainless steel flat ends	3510 0228 90
Beryllium copper flat ends (spark resistant)	3510 0229 90

FOR RMV07B

Carbide tipped chisels and through hardened chisels with other length and width, see separate page for chisels.

Productivity Kits

Model	Max air flow	Hose	Coupling	Lubrication	Ordering No.
For percussive tools with 3/8" BSP air inlet incl. whip hose					
MIDI Optimizer F/RD EQ10-R13-W	23 l/s	Rubair 13 mm	ErgoQIC 10	Yes	8202 0850 14
For percussive tools incl whip hose, no tool nipple included					
MIDI Optimizer F/RD EQ10-R13-W	23 l/s	Rubair 13 mm	ErgoQIC 10	Yes	8202 0850 15

Chisels for chipping hammers and scalers



CHISELS FOR CHIPPING HAMMERS. All chisels are normally through hardened. Otherwise, see tables.

Figure	Shank type	Tools	Table
<p>Hex 11 mm</p>	Hexagon and round shank ISO, round collar 12.7 mm	RRC22F-01, RRC22F-02 RRF21, RRF31	1
<p>Hex 14.8 mm</p>	Hexagon shank ISO without round collar 17.3 mm	RRC34-01, RRC65-01, RRC75-01	2
<p>17.3 mm</p>	Round shank ISO, without collar 17.3 mm	RRC34-02, RRC65-02, RRC75-02	2
<p>Hex 14.8 mm</p>	Hexagon shank ISO round collar 17.3 mm	RRC34B-01, RRC65B-01, RRC75B-01	3
<p>17.3 mm</p>	Round shank ISO, with splines 17.3 mm	RRD37, RRD57	3

Chisels for chipping hammers and scalers

TABLE 1

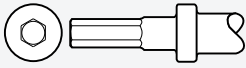













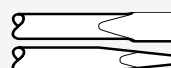


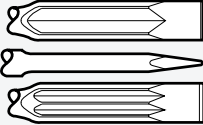



						 A Hex ISO 12.7 mm (1/2") Ordering No.		 B Round ISO 12.7 mm (1/2") Ordering No.	
Chisel type	Designation	Width		Length					
		mm	in	mm	in				
	Chisel blank	13	0.51	200	7.9	3085 0182 00			
		13	0.51	350	13.8	3085 0182 01			
		13	0.51	400	15.7	3085 0182 04			
		13	0.51	500	19.7	3085 0182 05			
	Flat chisel	13	0.51	200	7.9	3085 0183 00		3085 0184 00	
		35	1.38	300	11.8	3085 0376 00			
	Sharp chisel	15	0.59	200	7.9	3085 0170 00			
		15	0.59	300	11.8	3085 0170 01			
	Spot weld chisel	17	0.69	200	7.9	3085 0301 00			
	Angle scraper chisel	30	1.18	200	7.9	3085 0262 00			
	Pipe cutting chisel	20	0.78	200	7.9	3085 0302 00			
		35	1.38	200	7.9	3085 0303 00			
	Plate cutting chisel	14.5	0.57	200	7.9	3085 0263 00			
	Plate cutting chisel	16	0.62	200	7.9	3085 0173 00			
	Moil point chisel	13	0.51	200	7.9	3085 0297 00			
		13	0.51	305	12.0	3085 0297 01			

TABLE 2

						 A Round 17.3 mm (0.68") ISO Ordering No.		 B Hexagon 17.3 mm (0.68") ISO Ordering No.	
Chisel type	Designation	Width		Length					
		mm	in	mm	in				
	Chisel blank	23	0.91	200	7.9	3085 0150 00			
		23	0.91	560	22.0			3085 0140 01	
	Flat chisel	23	0.91	225	8.9	3085 0225 00		3085 0224 00	

Chisels for chipping hammers and scalers

TABLE 3

Chisel type		Designation		Width		Length		Hex ISO 17.3 mm (0.68") Ordering No.	Width		Length		Round ISO with splines 17.3 mm (0.68") Ordering No.		
				mm	in	mm	in		mm	in	mm	in			
		Chisel blank		22	0.86	335	13.1	3085 0220 00	22	0.86	250	9.8	3085 0242 00		
				22	0.86	560	22.0		3085 0220 01	22	0.86	340		13.4	3085 0242 01
				22	0.86	1060	41.7		3085 0220 02	22	0.86	550		21.7	3085 0242 02
		Flat chisel		22	0.86	260	10.2	3085 0221 00	22	0.86	215	8.5	3085 0236 00		
				22	0.86	335	13.1		3085 0221 01	22	0.86	250		9.8	3085 0236 01
				22	0.86	560	41.9		3085 0221 02	22	0.86	340		13.4	3085 0236 02
										22	0.86	550		21.7	3085 0236 03
		Flat chisel		32	1.26	335	13.1	3085 0989 00	32	1.26	340	13.4	3085 0252 00		
		Wide flat chisel		50	1.97	335	13.1	3085 0235 00	50	1.97	340	13.4	3085 0250 00		
		Extra wide flat chisel		130	5.12	400	15.7		3085 0342 00	130	5.12	400		15.7	3085 0998 00
		Angle scraper chisel		50	1.97	335	13.1	3085 0349 00	50	1.97	335	13.2	3085 0350 00		
		Moil point chisel		22	0.86	335	13.1	3085 0223 00	22	0.86	340	13.4	3085 0249 00		
				22	0.86	560	15.7		3085 0223 01						